

**MASSACHUSETTS PORT AUTHORITY  
DISADVANTAGED BUSINESS ENTERPRISE (“DBE”) GOALS  
FEDERAL FISCAL YEAR (“FFY”) 2026 - FFY 2028**

***Airport Sponsor:*** Massachusetts Port Authority

***Airports:*** Boston Logan International Airport (BOS)  
Worcester Regional Airport (ORH)  
L.G. Hanscom Field (BED)

***Name of Preparer:*** Tiffany Brown-Grier, Massport  
Cindy Olivares, ACC Consulting

***Telephone Number:*** (617) 568-3190

***Goal Period:*** October 1, 2026 - September 30, 2028

**Overall DBE Goal for FAA-Assisted Projects:**

Boston Logan International Airport – 15.3% race-conscious

Hanscom Field – 15.4% race-neutral

Worcester Regional Airport – 9.6% race-conscious; 2.3% race-neutral

---

## **DBE GOAL METHODOLOGY**

---

This overall goal period for the Massachusetts Port Authority (“MASSPORT”) Disadvantaged Business Enterprise (“DBE”) Program covers Federal Fiscal Years 2026 through 2028, a three-year period, beginning October 1, 2025 and ending September 30, 2028. The Overall DBE Goal for the three-year period has been set in compliance with the methodologies described in CFR 49 Part 26. FAA funding for AIP projects is anticipated to be approximately \$143.5 million for Boston Logan International Airport, \$21.1 million for Hanscom Field, and \$11.1 million for Worcester Regional Airport over the three-year period.

### **Geographic Region**

The relevant geographic market for contractors for Massport projects is defined as the Commonwealth of Massachusetts because more than 75% of the companies performing projects (including federally funded contracts) at the Airports operated by Massport over the last five years are based in Massachusetts. The methodology for determining the DBE goal is described below.

### **STEP 1 - DETERMINE A BASE FIGURE REPRESENTING THE RELATIVE AVAILABILITY OF DBEs.**

For Federal fiscal years 2026 through 2028, we anticipate the following projects to be awarded:

#### **Logan International Airport (BOS)**

##### **FFY 2026**

- Rehab. TW B East and South
- Rehab. Alleyways at Terminal B/C, C, and C/E
- RW 27 RSA Construction - Phase 2
- RW 4R-22L RSA Alternatives Study
- Taxiway C and D separation alternatives planning study
- TW M North and Associated Geometry Improvements study
- Residential Sound Insulation Program

##### **FFY 2027**

- Rehab. Runway 4L-22R
- Rehab. TWs E and K
- Env. Permitting and Associated Geometry Improvements
- VALE/eGSE
- Residential Sound Insulation Program

##### **FFY 2028**

- Rehab. Runway 4R-22L
- Rehab. TW A East

- Env. Permitting and Associated Geometry Improvements
- VALE/eGSE
- Residential Sound Insulation Program

### **Hanscom Field (BED)**

#### **FFY 2026**

- Rehab. Taxiway E from RW 29 to RW 5-23; Construct TW E1
- Drainage Study
- Relocate Sand Shed

#### **FFY 2027**

- Rehabilitate Taxiway R
- Rehab. TW M from RW 5 to RW 11 with geometry improvements
- Rehab. and Improve geometry on TW M South of RW 5 to TW S

#### **FFY 2028**

- Runway 23 Departure EMAS (5 end)

### **Worcester Regional Airport (ORH)**

#### **FFY 2026**

- Passenger Boarding Bridge Replacements - Gates 1 and 2
- Drainage Study

#### **FFY 2027**

- Rehab. TW B from Aircraft Parking Apron to TW A including geometry improvements in front of Terminal Apron
- Movement Area Boundary Line Relocation
- Terminal Drainage Infrastructure Improvements

#### **FFY 2028**

- Rehab. Terminal Apron

Each project was broken down by trade classification using the North American Industry Classification System (NAICS). The trade breakdown for the projects listed above is shown on Table 1.

Table 1 (BOS) – AIP Projects/Trade Classifications			
BOS			
Project	Trade	NAICS	Total
Rehab. TW B East and South	Mobilization/Misc	237310	\$1,000,000
	Paving and Milling	237310	\$10,500,000
	Crack Fill/Saw & Seal	237310	\$550,000

Table 1 (BOS) – AIP Projects/Trade Classifications			
BOS			
Project	Trade	NAICS	Total
	Markings	237310	\$375,000
	Electrical	238210	\$4,900,000
	Landscaping	561730	\$250,000
	Drainage	237990	\$50,000
	Engineering	541330	\$2,000,000
	Ineligible costs (est)	n/a	\$1,000,000
<b>TOTAL PROJECT</b>			<b>\$20,625,000</b>
Rehab. Alleyways at Terminal B/C, C, and C/E	Mobilization/Misc	237310	\$250,000
	Concrete repairs		\$500,000
	Paving and Milling	237310	\$1,775,000
	Crack Fill/Saw & Seal	237310	\$255,000
	Markings	237310	\$36,000
	Drainage	237990	\$200,000
	Engineering	541330	\$750,000
	Ineligible costs (est)	n/a	\$500,000
<b>TOTAL PROJECT</b>			<b>\$4,266,000</b>
RW 4R-22L RSA Alternatives Study	Engineering	541330	\$1,000,000
<b>TOTAL PROJECT</b>			<b>\$1,000,000</b>
Taxiway C and D separation alternatives planning study	Engineering	541330	\$1,000,000
<b>TOTAL PROJECT</b>			<b>\$1,000,000</b>
TW M North and Associated Geometry Improvements study	Engineering	541330	\$1,000,000
<b>TOTAL PROJECT</b>			<b>\$1,000,000</b>
Soundproofing	Management/ Architecture	541310	\$3,827,732
	Acoustical Services	541330	\$569,742
	Mechanical/ Electrical Engineering	541330	\$558,035
	Environmental	541330	\$144,492
	Mobilization/ Misc	236118	\$348,445
	Windows	236118	\$614,836
	Doors	236118	\$187,631
	Misc. Renovation	236118	\$24,527
	Mechanical Contractors	238210	\$660,536
	Electrical Contractors	238220	\$320,024
<b>TOTAL PROJECT</b>			<b>\$7,256,000</b>
<b>Total FFY 2026</b>			<b>\$35,147,000</b>
	Mobilization/Misc	237310	\$1,000,000

Table 1 (BOS) – AIP Projects/Trade Classifications			
BOS			
Project	Trade	NAICS	Total
Rehab. Runway 4L-22R	Earthwork/Excavation	238910	\$0
	Pavement Excavation	238910	\$2,050,000
	Concrete Pavement	237310	\$0
	Paving and Milling	237310	\$11,356,000
	Crack Fill/Saw & Seal	237310	\$584,000
	Markings	237310	\$915,750
	Electrical	238210	\$2,850,000
	Grooving	237310	\$1,500,000
	Landscaping	561730	\$150,000
	Drainage	237990	\$50,000
	Engineering	541330	\$2,000,000
	Ineligible costs (est)	n/a	\$200,000
<b>TOTAL PROJECT</b>			<b>\$22,655,750</b>
Rehab. TWs E and K	Mobilization/Misc	237310	\$750,000
	Concrete Repairs		\$500,000
	Paving and Milling	237310	\$11,800,000
	Crack Fill/Saw & Seal	237310	\$520,000
	Markings	237310	\$270,750
	Electrical	238210	\$500,000
	Landscaping	561730	\$30,000
	Drainage	237990	\$50,000
	Engineering	541330	\$1,750,000
	Ineligible costs (est)	n/a	\$750,000
<b>TOTAL PROJECT</b>			<b>\$16,920,750</b>
Env. Permitting and Associated Geometry Improvements	Engineering	541330	\$3,000,000
<b>TOTAL PROJECT</b>			<b>\$3,000,000</b>
VALE/eGSE	Equipment purchase	N/A	\$3,000,000
<b>TOTAL PROJECT</b>			<b>\$3,000,000</b>
Soundproofing	Management/ Architecture	541310	\$748,900
	Acoustical Services	541330	\$111,471
	Mechanical/ Electrical Engineering	541330	\$109,180
	Environmental	541330	\$28,270
	Mobilization/ Misc	236118	\$997,820
	Windows	236118	\$1,760,668
	Doors	236118	\$537,308
	Misc. Renovation	236118	\$70,236
	Mechanical Contractors	238210	\$1,891,536
	Electrical Contractors	238220	\$916,432
<b>TOTAL PROJECT</b>			<b>\$7,171,820</b>

Table 1 (BOS) – AIP Projects/Trade Classifications			
BOS			
Project	Trade	NAICS	Total
Total FFY 2027			\$52,748,320
Rehab. Runway 4R-22L	Mobilization/Misc	237310	\$1,000,000
	Paving and Milling	237310	\$21,000,000
	Crack Fill/Saw & Seal	237310	\$975,000
	Markings	237310	\$912,750
	Electrical	238210	\$6,500,000
	Grooving	237310	\$1,500,000
	Landscaping	561730	\$142,500
	Drainage	237990	\$50,000
	Engineering	541330	\$3,000,000
	Ineligible costs (est)	n/a	\$1,000,000
TOTAL PROJECT			\$36,080,250
Rehab. TW A East	Mobilization/Misc	237310	\$500,000
	Paving and Milling	237310	\$6,885,600
	Crack Fill/Saw & Seal	237310	\$519,000
	Markings	237310	\$270,750
	Electrical	238210	\$250,000
	Landscaping	561730	\$27,500
	Drainage	237990	\$50,000
	Concrete repairs		\$500,000
	Engineering	541330	\$2,000,000
	Ineligible costs (est)	n/a	\$500,000
TOTAL PROJECT			\$11,502,850
Env. Permitting and Associated Geometry Improvements	Engineering	541330	\$3,000,000
TOTAL PROJECT			\$3,000,000
VALE/eGSE	Equipment Purchase	N/A	\$3,000,000
TOTAL PROJECT			\$3,000,000
Soundproofing	Management/ Architecture	541310	\$4,220,074
	Acoustical Services	541330	\$628,140
	Mechanical/ Electrical Engineering	541330	\$615,234
	Environmental	541330	\$159,302
	Mobilization/ Misc	236118	\$2,095,423
	Windows	236118	\$3,697,402
	Doors	236118	\$1,128,346
	Misc. Renovation	236118	\$147,496
	Mechanical Contractors	238210	\$3,972,226
	Electrical Contractors	238220	\$1,924,507
TOTAL PROJECT			\$18,588,150

Table 1 (BOS) – AIP Projects/Trade Classifications			
BOS			
Project	Trade	NAICS	Total
Total FFY 2028			\$72,171,250
BOS Total FFY 2026-2028			\$160,066,570

Table 1A (BED) – AIP Projects/Trade Classifications			
BED			
Project	Trade	NAICS	Total
Rehab. Taxiway E from RW 29 to RW 5- 23; Construct TW E1	Mobilization/Misc	237310	\$500,000
	Earthwork/Excavation	238910	\$1,250,000
	Pavement Excavation	238910	\$200,000
	Concrete Rubbelization	238910	\$75,000
	Paving and Milling	237310	\$2,250,000
	Crack Fill/Saw & Seal	237310	\$50,000
	Markings	237310	\$75,000
	Electrical	238210	\$300,000
	Landscaping	561730	\$200,000
	Drainage	237990	\$100,000
	Engineering	541330	\$600,000
	Ineligible costs (est)	n/a	\$100,000
TOTAL PROJECT			\$5,700,000
Drainage Study	Engineering	541330	\$1,000,000
TOTAL PROJECT			\$1,000,000
Relocate Sand Shed	Mobilization/Misc	237310	\$100,000
	Earthwork/Excavation	238910	\$75,000
	Pavement Excavation		\$50,000
	Concrete		\$100,000
	Paving and Milling	237310	\$75,000
	Landscaping	561730	\$100,000
	Drainage	237990	\$75,000
	Engineering	541330	\$100,000
	Specialty (building relocation)	n/a	\$300,000
	Ineligible costs (est)	n/a	\$10,000
TOTAL PROJECT			\$985,000
Total FFY 2026			\$7,685,000
Rehabilitate Taxiway R	Mobilization/Misc	237310	\$100,000
	Earthwork/Excavation	238910	\$500,000
	Paving and Milling	237310	\$1,000,000
	Crack Fill/Saw & Seal	237310	\$25,000
	Markings	237310	\$50,000

Table 1A (BED) – AIP Projects/Trade Classifications			
BED			
Project	Trade	NAICS	Total
	Electrical	238210	\$300,000
	Landscaping	561730	\$100,000
	Drainage	237990	\$50,000
	Engineering	541330	\$500,000
	Ineligible costs (est)	n/a	\$100,000
<b>TOTAL PROJECT</b>			<b>\$2,725,000</b>
Rehab. TW M from RW 5 to RW 11 with geometry improvements	Mobilization/Misc	237310	\$300,000
	Earthwork/Excavation	238910	\$100,000
	Paving (BED)and Milling	237310	\$800,000
	Crack Fill/Saw & Seal	237310	\$175,000
	Markings	237310	\$70,000
	Electrical	238210	\$100,000
	Landscaping	561730	\$150,000
	Drainage	237990	\$25,000
	Engineering	541330	\$500,000
	Ineligible costs (est)	n/a	\$100,000
<b>TOTAL PROJECT</b>			<b>\$2,320,000</b>
Rehab. and Improve geometry on TW M South of RW 5 to TW S	Mobilization/Misc	237310	\$100,000
	Earthwork/Excavation	238910	\$50,000
	Paving and Milling	237310	\$275,000
	Crack Fill/Saw & Seal	237310	\$10,000
	Markings	237310	\$70,000
	Electrical	238210	\$75,000
	Landscaping	561730	\$80,000
	Drainage	237990	\$25,000
	Engineering	541330	\$500,000
	Ineligible costs (est)	n/a	\$100,000
<b>TOTAL PROJECT</b>			<b>\$1,285,000</b>
<b>Total FFY 2027</b>			<b>\$6,330,000</b>
Runway 23 Departure EMAS (5 end)	Mobilization/Misc	237310	\$300,000
	Paving and Milling	237310	\$600,000
	Crack Fill/Saw & Seal	237310	\$10,000
	Markings	237310	\$20,000
	Landscaping	561730	\$75,000
	Drainage	237990	\$25,000
	Engineering	541330	\$500,000
	Specialty (EMAS)	n/a	\$5,500,000
	Ineligible costs (est)	n/a	\$100,000
<b>TOTAL PROJECT</b>			<b>\$7,130,000</b>
<b>Total FFY 2028</b>			<b>\$7,130,000</b>



Table 1A (BED) – AIP Projects/Trade Classifications			
BED			
Project	Trade	NAICS	Total
BED Total FFY 2026-2028			\$21,145,000

Table 1B (ORH) – AIP Projects/Trade Classifications			
ORH			
Project	Trade	NAICS	Total
Passenger Boarding Bridge Replacements - Gates 1 and 2	Markings	237310	\$25,000
	Electrical	238210	\$250,000
	Specialty (Jet Bridges)	N/A	\$2,000,000
	Engineering	541330	\$500,000
TOTAL PROJECT			\$2,775,000
Drainage Study	Engineering	541330	\$50,000
TOTAL PROJECT			\$50,000
Total FFY 2026			\$2,825,000
Rehab. TW B from Aircraft Parking Apron to TW A including geometry improvements in front of Terminal Apron	Mobilization/Misc	237310	\$300,000
	Earthwork/Excavation	238910	\$250,000
	Paving and Milling	237310	\$2,000,000
	Crack Fill/Saw & Seal	237310	\$280,000
	Markings	237310	\$175,000
	Electrical	238210	\$500,000
	Landscaping	561730	\$40,000
	Drainage	237990	\$100,000
	Engineering	541330	\$1,250,000
TOTAL PROJECT			\$4,895,000
Movement Area Boundary Line Relocation	Mobilization/Misc	237310	\$10,000
	Paving and Milling	237310	\$40,000
	Markings	237310	\$100,000
	Engineering	541330	\$50,000
TOTAL PROJECT			\$200,000
Terminal Drainage Infrastructure Improvements	Drainage	237990	\$75,000
TOTAL PROJECT			\$75,000
Total FFY 2027			\$5,170,000
Rehab. Terminal Apron	Mobilization/Misc	237310	\$125,000
	Paving and Milling	237310	\$310,000
	Concrete paving and repair		\$1,250,000
	Crack Fill/Saw & Seal	237310	\$30,000
	Markings	237310	\$100,000
	Electrical	238210	\$75,000

Table 1B (ORH) – AIP Projects/Trade Classifications			
ORH			
Project	Trade	NAICS	Total
	Landscaping	561730	\$35,000
	Engineering	541330	\$1,000,000
	Ineligible costs (est)	n/a	\$150,000
TOTAL PROJECT			\$3,075,000
Total FFY 2028			\$3,075,000
ORH Total FFY 2026-2028			\$11,070,000

DBE Availability for the trades included above has been calculated using Census Bureau Data (2023 County Business Patterns) and the DBE Directory published by The Commonwealth of Massachusetts Supplier Diversity Office (the Massachusetts Unified Certification Program (“UCP”).

Table 2 - DBE Availability Percentages				
% OF DBE FIRMS VS. ALL FIRMS				
Trade	NAICS	2023 Census	Directory	%
Residential Remodelers	236118	4,989	19	0.4%
Highway, Street, Bridge Construction	237310	207	56	27.1%
Other Heavy and Civil Engineering Construction	237990	91	18	19.8%
Poured Concrete Foundation and Structure Contractors	238110	301	21	7.0%
Electrical Contractors	238210	2,640	24	0.9%
HVAC Contractors	238220	3,069	6	0.2%
Site Preparation Contractors	238910	1,276	58	4.5%
Architectural Services	541310	728	25	3.4%
Engineering Services	541330	1,463	55	3.8%
Landscape Contractors	561730	4,555	22	0.5%

Weighting the project trade anticipated expenditures using the availability calculations shown in Table 2 results in the following:

Table 3 (BOS) - DBE \$ based on Project Expenditures by Trade Classification X DBE Availability					
BOS					
Project	Trade	NAICS	Total	DBE %	DBE \$
Rehab. TW B East and South	Mobilization/Misc	237310	\$1,000,000	27.1%	\$271,000

Table 3 (BOS) - DBE \$ based on Project Expenditures by Trade Classification X DBE Availability

BOS					
Project	Trade	NAICS	Total	DBE %	DBE \$
	Paving and Milling	237310	\$10,500,000	27.1%	\$2,845,500
	Crack Fill/Saw & Seal	237310	\$550,000	27.1%	\$149,050
	Markings	237310	\$375,000	27.1%	\$101,625
	Electrical	238210	\$4,900,000	0.9%	\$44,100
	Landscaping	561730	\$250,000	0.5%	\$1,250
	Drainage	237990	\$50,000	19.8%	\$9,900
	Engineering	541330	\$2,000,000	3.8%	\$76,000
	Ineligible costs (est)	n/a	\$1,000,000	0.0%	\$0
TOTAL PROJECT			\$20,625,000	17.0%	\$3,498,425
Rehab. Alleyways at Terminal B/C, C, and C/E	Mobilization/Misc	237310	\$250,000	27.1%	\$67,750
	Concrete repairs	238110	\$500,000	7.0%	\$35,000
	Paving and Milling	237310	\$1,775,000	27.1%	\$481,025
	Crack Fill/Saw & Seal	237310	\$255,000	27.1%	\$69,105
	Markings	237310	\$36,000	27.1%	\$9,756
	Drainage	237990	\$200,000	19.8%	\$39,600
	Engineering	541330	\$750,000	3.8%	\$28,500
	Ineligible costs (est)	n/a	\$500,000	0.0%	\$0
TOTAL PROJECT			\$4,266,000	17.1%	\$730,736
RW 4R-22L RSA Alternatives Study	Engineering	541330	\$1,000,000	3.8%	\$38,000
TOTAL PROJECT			\$1,000,000	3.8%	\$38,000
Taxiway C and D separation alternatives planning study	Engineering	541330	\$1,000,000	3.8%	\$38,000
TOTAL PROJECT			\$1,000,000	3.8%	\$38,000
TW M North and Associated Geometry Improvements study	Engineering	541330	\$1,000,000	3.8%	\$38,000
TOTAL PROJECT			\$1,000,000	3.8%	\$38,000
Soundproofing	Management/ Architecture	541310	\$3,827,732	3.4%	\$130,143
	Acoustical Services	541330	\$569,742	3.8%	\$21,650
	Mechanical/ Electrical Engineering	541330	\$558,035	3.8%	\$21,205
	Environmental	541330	\$144,492	3.8%	\$5,491
	Mobilization/ Misc	236118	\$348,445	0.4%	\$1,394
	Windows	236118	\$614,836	0.4%	\$2,459
	Doors	236118	\$187,631	0.4%	\$751
	Misc. Renovation	236118	\$24,527	0.4%	\$98
	Mechanical Contractors	238220	\$660,536	0.2%	\$1,321
	Electrical Contractors	238210	\$320,024	0.9%	\$2,880

Table 3 (BOS) - DBE \$ based on Project Expenditures by Trade Classification X DBE Availability

BOS					
Project	Trade	NAICS	Total	DBE %	DBE \$
TOTAL PROJECT			\$7,256,000	2.6%	\$187,392
Total FFY 2026			\$35,147,000	12.9%	\$4,530,553
Rehab. Runway 4L-22R	Mobilization/Misc	237310	\$1,000,000	27.1%	\$271,000
	Earthwork/Excavation	238910	\$0	4.5%	\$0
	Pavement Excavation	238910	\$2,050,000	4.5%	\$92,250
	Concrete Pavement	237310	\$0	27.1%	\$0
	Paving and Milling	237310	\$11,356,000	27.1%	\$3,077,476
	Crack Fill/Saw & Seal	237310	\$584,000	27.1%	\$158,264
	Markings	237310	\$915,750	27.1%	\$248,168
	Electrical	238210	\$2,850,000	0.9%	\$25,650
	Grooving	237310	\$1,500,000	27.1%	\$406,500
	Landscaping	561730	\$150,000	0.5%	\$750
	Drainage	237990	\$50,000	19.8%	\$9,900
	Engineering	541330	\$2,000,000	3.8%	\$76,000
	Ineligible costs (est)	n/a	\$200,000	0.0%	\$0
TOTAL PROJECT			\$22,655,750	19.3%	\$4,365,958
Rehab. TWs E and K	Mobilization/Misc	237310	\$750,000	27.1%	\$203,250
	Concrete Repairs	238110	\$500,000	7.0%	\$35,000
	Paving and Milling	237310	\$11,800,000	27.1%	\$3,197,800
	Crack Fill/Saw & Seal	237310	\$520,000	27.1%	\$140,920
	Markings	237310	\$270,750	27.1%	\$73,373
	Electrical	238210	\$500,000	0.9%	\$4,500
	Landscaping	561730	\$30,000	0.5%	\$150
	Drainage	237990	\$50,000	19.8%	\$9,900
	Engineering	541330	\$1,750,000	3.8%	\$66,500
	Ineligible costs (est)	n/a	\$750,000	0.0%	\$0
TOTAL PROJECT			\$16,920,750	22.1%	\$3,731,393
Env. Permitting and Associated Geometry Improvements	Engineering	541330	\$3,000,000	3.8%	\$114,000
TOTAL PROJECT			\$3,000,000	3.8%	\$114,000
VALE/eGSE	Equipment purchase	N/A	\$3,000,000	2.4%	\$0
TOTAL PROJECT			\$3,000,000	2.4%	\$0
Soundproofing	Management/ Architecture	541310	\$748,900	3.4%	\$25,463
	Acoustical Services	541330	\$111,470	3.8%	\$4,236
	Mechanical/ Electrical Engineering	541330	\$109,180	3.8%	\$4,149
	Environmental	541330	\$28,270	3.8%	\$1,074
	Mobilization/ Misc	236118	\$997,820	0.4%	\$3,991
	Windows	236118	\$1,760,668	0.4%	\$7,043

Table 3 (BOS) - DBE \$ based on Project Expenditures by Trade Classification X DBE Availability

BOS					
Project	Trade	NAICS	Total	DBE %	DBE \$
	Doors	236118	\$537,308	0.4%	\$2,149
	Misc. Renovation	236118	\$70,236	0.4%	\$281
	Mechanical Contractors	238220	\$1,891,536	0.2%	\$3,783
	Electrical Contractors	239210	\$916,432	0.9%	\$8,248
TOTAL PROJECT			\$7,171,820	0.8%	\$60,417
Total FFY 2027			\$52,748,320	15.7%	\$8,271,768
Rehab. Runway 4R-22L	Mobilization/Misc	237310	\$1,000,000	27.1%	\$271,000
	Paving and Milling	237310	\$21,000,000	27.1%	\$5,691,000
	Crack Fill/Saw & Seal	237310	\$975,000	27.1%	\$264,225
	Markings	237310	\$912,750	27.1%	\$247,355
	Electrical	238210	\$6,500,000	0.9%	\$58,500
	Grooving	237310	\$1,500,000	27.1%	\$406,500
	Landscaping	561730	\$142,500	0.5%	\$713
	Drainage	237990	\$50,000	19.8%	\$9,900
	Engineering	541330	\$3,000,000	3.8%	\$114,000
	Ineligible costs (est)	n/a	\$1,000,000	0.0%	\$0
TOTAL PROJECT			\$36,080,250	19.6%	\$7,063,193
Rehab. TW A East	Mobilization/Misc	237310	\$500,000	27.1%	\$135,500
	Paving and Milling	237310	\$6,885,600	27.1%	\$1,865,998
	Crack Fill/Saw & Seal	237310	\$519,000	27.1%	\$140,649
	Markings	237310	\$270,750	27.1%	\$73,373
	Electrical	238210	\$250,000	0.9%	\$2,250
	Landscaping	561730	\$27,500	0.5%	\$138
	Drainage	237990	\$50,000	19.8%	\$9,900
	Concrete repairs	238110	\$500,000	7.0%	\$35,000
	Engineering	541330	\$2,000,000	3.8%	\$76,000
	Ineligible costs (est)	n/a	\$500,000	0.0%	\$0
TOTAL PROJECT			\$11,502,850	20.3%	\$2,338,807
Env. Permitting and Associated Geometry Improvements	Engineering	541330	\$3,000,000	3.8%	\$114,000
TOTAL PROJECT			\$3,000,000	3.8%	\$114,000
VALE/eGSE	Equipment Purchase	423610	\$3,000,000	2.4%	\$0
TOTAL PROJECT			\$3,000,000	2.4%	\$0
Soundproofing	Management/ Architecture	541310	\$4,220,074	3.4%	\$143,483
	Acoustical Services	541330	\$628,140	3.8%	\$23,869
	Mechanical/ Electrical Engineering	541330	\$615,234	3.8%	\$23,379
	Environmental	541330	\$159,302	3.8%	\$6,053

Table 3 (BOS) - DBE \$ based on Project Expenditures by Trade Classification X DBE Availability					
BOS					
Project	Trade	NAICS	Total	DBE %	DBE \$
	Mobilization/ Misc	236118	\$2,095,423	0.4%	\$8,382
	Windows	236118	\$3,697,402	0.4%	\$14,790
	Doors	236118	\$1,128,346	0.4%	\$4,513
	Misc. Renovation	236118	\$147,496	0.4%	\$590
	Mechanical Contractors	238220	\$3,972,226	0.2%	\$7,944
	Electrical Contractors	238210	\$1,924,507	0.9%	\$17,321
TOTAL PROJECT			\$18,588,150	1.3%	\$250,324
Total FFY 2028			\$72,171,250	13.5%	\$9,766,324
BOS Total FFY 2026-2028			\$160,066,570	14.1%	\$22,712,645

Table 3A (BED) - DBE \$ based on Project Expenditures by Trade Classification X DBE Availability					
BED					
Project	Trade	NAICS	Total	DBE %	DBE \$
Rehab. Taxiway E from RW 29 to RW 5-23; Construct TW E1	Mobilization/Misc	237310	\$500,000	27.1%	\$135,500
	Earthwork/Excavation	238910	\$1,250,000	4.5%	\$56,250
	Pavement Excavation	238910	\$200,000	4.5%	\$9,000
	Concrete Rubbelization	238910	\$75,000	4.5%	\$3,375
	Paving and Milling	237310	\$2,250,000	27.1%	\$609,750
	Crack Fill/Saw & Seal	237310	\$50,000	27.1%	\$13,550
	Markings	237310	\$75,000	27.1%	\$20,325
	Electrical	238210	\$300,000	0.9%	\$2,700
	Landscaping	561730	\$200,000	0.5%	\$1,000
	Drainage	237990	\$100,000	19.8%	\$19,800
	Engineering	541330	\$600,000	3.8%	\$22,800
	Ineligible costs (est)	n/a	\$100,000	0.0%	\$0
TOTAL PROJECT			\$5,700,000	15.7%	\$894,050
Drainage Study	Engineering	541330	\$1,000,000	3.8%	\$38,000
TOTAL PROJECT			\$1,000,000	3.8%	\$38,000
Relocate Sand Shed	Mobilization/Misc	237310	\$100,000	27.1%	\$27,100
	Earthwork/Excavation	238910	\$75,000	4.5%	\$3,375
	Pavement Excavation	238910	\$50,000	4.5%	\$2,250
	Concrete	238110	\$100,000	7.0%	\$7,000
	Paving and Milling	237310	\$75,000	27.1%	\$20,325
	Landscaping	561730	\$100,000	0.5%	\$500
	Drainage	237990	\$75,000	19.8%	\$14,850
	Engineering	541330	\$100,000	3.8%	\$3,800
	Specialty (building reloc)	n/a	\$300,000	0.0%	\$0

Table 3A (BED) - DBE \$ based on Project Expenditures by Trade Classification X DBE Availability					
BED					
Project	Trade	NAICS	Total	DBE %	DBE \$
	Ineligible costs (est)	n/a	\$10,000	0.0%	\$0
<b>TOTAL PROJECT</b>			<b>\$985,000</b>	<b>8.0%</b>	<b>\$79,200</b>
<b>Total FFY 2026</b>			<b>\$7,685,000</b>	<b>13.2%</b>	<b>\$1,011,250</b>
Rehabilitate Taxiway R	Mobilization/Misc	237310	\$100,000	27.1%	\$27,100
	Earthwork/Excavation	238910	\$500,000	4.5%	\$22,500
	Paving and Milling	237310	\$1,000,000	27.1%	\$271,000
	Crack Fill/Saw & Seal	237310	\$25,000	27.1%	\$6,775
	Markings	237310	\$50,000	27.1%	\$13,550
	Electrical	238210	\$300,000	0.9%	\$2,700
	Landscaping	561730	\$100,000	0.5%	\$500
	Drainage	237990	\$50,000	19.8%	\$9,900
	Engineering	541330	\$500,000	3.8%	\$19,000
	Ineligible costs (est)	n/a	\$100,000	0.0%	\$0
<b>TOTAL PROJECT</b>			<b>\$2,725,000</b>	<b>13.7%</b>	<b>\$373,025</b>
Rehab. TW M from RW 5 to RW 11 with geometry improvements	Mobilization/Misc	237310	\$300,000	27.1%	\$81,300
	Earthwork/Excavation	238910	\$100,000	4.5%	\$4,500
	Paving and Milling	237310	\$800,000	27.1%	\$216,800
	Crack Fill/Saw & Seal	237310	\$175,000	27.1%	\$47,425
	Markings	237310	\$70,000	27.1%	\$18,970
	Electrical	238210	\$100,000	0.9%	\$900
	Landscaping	561730	\$150,000	0.5%	\$750
	Drainage	237990	\$25,000	19.8%	\$4,950
	Engineering	541330	\$500,000	3.8%	\$19,000
	Ineligible costs (est)	n/a	\$100,000	0.0%	\$0
<b>TOTAL PROJECT</b>			<b>\$2,320,000</b>	<b>17.0%</b>	<b>\$394,595</b>
Rehab. and Improve geometry on TW M South of RW 5 to TW S	Mobilization/Misc	237310	\$100,000	27.1%	\$27,100
	Earthwork/Excavation	238910	\$50,000	4.5%	\$2,250
	Paving and Milling	237310	\$275,000	27.1%	\$74,525
	Crack Fill/Saw & Seal	237310	\$10,000	27.1%	\$2,710
	Markings	237310	\$70,000	27.1%	\$18,970
	Electrical	238210	\$75,000	0.9%	\$675
	Landscaping	561730	\$80,000	0.5%	\$400
	Drainage	237990	\$25,000	19.8%	\$4,950
	Engineering	541330	\$500,000	3.8%	\$19,000
	Ineligible costs (est)	n/a	\$100,000	0.0%	\$0
<b>TOTAL PROJECT</b>			<b>\$1,285,000</b>	<b>11.7%</b>	<b>\$150,580</b>
<b>Total FFY 2027</b>			<b>\$6,330,000</b>	<b>14.5%</b>	<b>\$918,200</b>
Runway 23 Departure EMAS (5 end)	Mobilization/Misc	237310	\$300,000	27.1%	\$81,300
	Paving and Milling	237310	\$600,000	27.1%	\$162,600
	Crack Fill/Saw & Seal	237310	\$10,000	27.1%	\$2,710



Table 3A (BED) - DBE \$ based on Project Expenditures by Trade Classification X DBE Availability					
BED					
Project	Trade	NAICS	Total	DBE %	DBE \$
	Markings	237310	\$20,000	27.1%	\$5,420
	Landscaping	561730	\$75,000	0.5%	\$375
	Drainage	237990	\$25,000	19.8%	\$4,950
	Engineering	541330	\$500,000	3.8%	\$19,000
	Specialty (EMAS)	n/a	\$5,500,000	0.0%	\$0
	Ineligible costs (est)	n/a	\$100,000	0.0%	\$0
TOTAL PROJECT			\$7,130,000	3.9%	\$276,355
Total FFY 2028			\$7,130,000	3.9%	\$276,355
BED Total FFY 2026-2028			\$21,145,000	10.4%	\$2,205,805

Table 3B (ORH) - DBE \$ based on Project Expenditures by Trade Classification X DBE Availability					
ORH					
Project	Trade	NAICS	Total	DBE %	DBE \$
Passenger Boarding Bridge Replacements - Gates 1 and 2	Markings	237310	\$25,000	27.1%	\$6,775
	Electrical	238210	\$250,000	0.9%	\$2,250
	Specialty (Jet Bridges)	N/A	\$2,000,000	0.0%	\$0
	Engineering	541330	\$500,000	3.8%	\$19,000
TOTAL PROJECT			\$2,775,000	1.0%	\$28,025
Drainage Study	Engineering	541330	\$50,000	3.8%	\$1,900
TOTAL PROJECT			\$50,000	3.8%	\$1,900
Total FFY 2026			\$2,825,000	1.1%	\$29,925
Rehab. TW B from Aircraft Parking Apron to TW A including geometry improvements in front of Terminal Apron	Mobilization/Misc	237310	\$300,000	27.1%	\$81,300
	Earthwork/Excavation	238910	\$250,000	4.5%	\$11,250
	Paving and Milling	237310	\$2,000,000	27.1%	\$542,000
	Crack Fill/Saw & Seal	237310	\$280,000	27.1%	\$75,880
	Markings	237310	\$175,000	27.1%	\$47,425
	Electrical	238210	\$500,000	0.9%	\$4,500
	Landscaping	561730	\$40,000	0.5%	\$200
	Drainage	237990	\$100,000	19.8%	\$19,800
	Engineering	541330	\$1,250,000	3.8%	\$47,500
TOTAL PROJECT			\$4,895,000	17.0%	\$829,855
Movement Area Boundary Line Relocation	Mobilization/Misc	237310	\$10,000	27.1%	\$2,710
	Paving and Milling	237310	\$40,000	27.1%	\$10,840
	Markings	237310	\$100,000	27.1%	\$27,100
	Engineering	541330	\$50,000	3.8%	\$1,900
TOTAL PROJECT			\$200,000	21.3%	\$42,550
Terminal Drainage Infrastructure Improvements	Drainage	237990	\$75,000	19.8%	\$14,850



Table 3B (ORH) - DBE \$ based on Project Expenditures by Trade Classification X DBE Availability					
ORH					
Project	Trade	NAICS	Total	DBE %	DBE \$
TOTAL PROJECT			\$75,000	19.8%	\$14,850
Total FFY 2027			\$5,170,000	17.2%	\$887,255
Rehab. Terminal Apron	Mobilization/Misc	237310	\$125,000	27.1%	\$33,875
	Paving and Milling	237310	\$310,000	27.1%	\$84,010
	Concrete paving and repair	238110	\$1,250,000	7.0%	\$87,500
	Crack Fill/Saw & Seal	237310	\$30,000	27.1%	\$8,130
	Markings	237310	\$100,000	27.1%	\$27,100
	Electrical	238210	\$75,000	0.9%	\$675
	Landscaping	561730	\$35,000	0.5%	\$175
	Engineering	541330	\$1,000,000	3.8%	\$38,000
	Ineligible costs (est)	n/a	\$150,000	0.0%	\$0
TOTAL PROJECT			\$3,075,000	9.1%	\$279,465
Total FFY 2028			\$3,075,000	9.1%	\$279,465
ORH Total FFY 2026-2028			\$11,070,000	10.8%	\$1,196,645

Based on the above, we recommend base goals for the three airports as follows:

Boston Logan International Airport – 14.1%

Hanscom Field – 10.4%

Worcester Regional Airport – 10.8%

## STEP 2 - EXAMINE DATA TO DETERMINE WHAT ADJUSTMENT, IF ANY, IS NEEDED TO THE BASE FIGURE.

We have reviewed the past history of DBE participation for Massport projects over the last 5 years to determine if an adjustment should be made based on past history.

DBE participation in awarded contracts over the past 5 years for each airport is as follows:

### Boston Logan International Airport (BOS)

Year	Project \$	DBE \$	DBE %	Goal %
2024	\$41,011,356	\$6,727,776	16.4%	15.9%
2023	\$128,136,281	\$15,068,984	11.8%	15.9%
2022	\$14,022,008	\$2,750,575	19.6%	14.9%
2021	\$7,401,512	\$1,331,045	18.0%	14.9%
2020	\$26,234,845	\$1,799,729	6.9%	14.9%

**Hanscom Field (BED)**

Year	Project \$	DBE \$	DBE %	Goal %
2024	\$3,875,905	\$1,022,624	26.4%	20.7%
2023	\$4,212,929	\$1,249,435	29.7%	20.7%
2022	\$1,319,793	\$268,735	20.4%	14.0%
2021	\$1,290,544	\$202,455	15.7%	14.0%
2020	\$1,090,657	\$161,020	14.8%	14.0%

**Worcester Regional Airport (ORH)**

Year	Project \$	DBE \$	DBE %	Goal %
2024	\$4,569,558	\$139,625	3.1%	10.1%
2023	\$11,155,808	\$1,817,738	16.3%	10.1%
2022	No Activity			
2021	\$1,917,821	\$278,376	14.5%	15.2%
2020	\$5,353,200	\$603,247	11.3%	15.2%

**Boston Logan International Airport (BOS):**

The median DBE participation accomplishment for Boston Logan International Airport for the five-year period is 16.4%. Adjusting the base goal by airport for past history results in the following:

$$14.1\% \text{ (base goal)} + 16.4\% \text{ (median goal accomplishment)} = 30.5\%$$

$$30.5\% \div 2 = \underline{\underline{15.3\%}}$$

**L.G. Hanscom Field (BED):**

The median DBE participation accomplishment for Hanscom Field for the five-year period is 20.4%. Adjusting the base goal by airport for past history results in the following:

$$10.4\% \text{ (base goal)} + 20.4\% \text{ (median goal accomplishment)} = 30.8\%$$

$$30.8\% \div 2 = \underline{\underline{15.4\%}}$$

**Worcester Regional Airport (ORH):**

The median DBE participation accomplishment for Worcester Regional Airport for the five-year period is 12.9%. Adjusting the base goal by airport for past history results in the following:

$$10.8\% \text{ (base goal)} + 12.9\% \text{ (median goal accomplishment)} = 23.7\%$$

$$23.7\% \div 2 = \underline{\underline{11.9\%}}$$

Therefore, we propose the Overall Goals for FY 2026 – 2028 as follows:

Boston Logan International Airport – 15.3%  
Hanscom Field – 15.4%  
Worcester Regional Airport – 11.9%

---

***Race-Neutral versus Race-Conscious Goal***

---

**Race-Neutral versus Race-Conscious Goal**

49 CFR part 26, section 26.51(f)(4) states as follows:

If you obtain DBE participation that exceeds your overall goal in two consecutive years through the use of contract goals (*i.e.*, not through the use of race-neutral means alone), you must reduce your use of contract goals proportionately in the following year. We will review the accomplishment after FFY 2026 and adjust, if necessary, for subsequent years.

For Boston Logan, the goal has not been exceeded for the past two consecutive years.

**Boston Logan International Airport**

Year	Project \$	DBE \$	DBE %	GOAL %	RN %
2024	\$41,011,356	\$6,727,776	16.4%	15.9%	0.5%
2023	\$128,136,281	\$15,068,984	11.8%	15.9%	0.0%
TOTAL	\$169,147,637	\$21,796,760	12.9%	15.9%	0.0%

The goal was not exceeded in FFY 2024 but was exceeded in 2023. We, therefore, propose the race-conscious/race-neutral split for Boston Logan is:

Race-Conscious – 15.3%  
Race-Neutral – 0.0%  
Total – 15.3%

For Hanscom, the goal has been exceeded for the past two consecutive years using race-neutral goals.

**Hanscom Field**

Year	Project \$	DBE \$	DBE %	GOAL %	RN %
2024	\$3,875,905	\$1,022,624	26.4%	20.7%	5.7%
2023	\$4,212,929	\$1,249,435	29.7%	20.7%	9.0%

TOTAL	\$8,088,834	\$2,272,059	28.1%	20.7%	7.4%
-------	-------------	-------------	-------	-------	------

Since the goal was exceeded in both of the last two consecutive years, the goal for Hanscom field has been set as a race-neutral goal.

Race-Conscious – 0.0%

Race-Neutral – 15.4%

Total – 15.4%

For Worcester, the goal has not been exceeded for the past two consecutive years using contract goals.

#### **Worcester**

Year	Project \$	DBE \$	DBE %	GOAL %	RN %
2024	\$4,569,558	\$139,625	3.1%	10.1%	0.0%
2023	\$11,155,808	\$1,817,738	16.3%	10.1%	6.2%
TOTAL	\$2,381,201	\$363,475	12.5%	10.1%	2.4%

The goal was exceeded in FFY 2023 and 2024 (combined) by 2.4% (19.2% of the total goal). Assuming that 19.2% of the adjusted goal will be achieved using race-neutral measures, the race-conscious/race-neutral split for Hanscom Field is:

Race-Conscious – 9.6%

Race-Neutral – 2.3%

Total – 11.9%

### **Race Neutral Measures**

The following race-neutral methods will be employed:

- Implement Massport's Small Business Element consisting of unbundling and small business goals.
- Provide information on the Massport organization, functions and its full range of contractual needs.
- Offer informational meetings and/or outreach fair session(s) providing bidding and procurement process, contract requirements for Massport projects; including debriefing sessions.
- Maintain successful bid documents from past projects and provide potential participants with information.
- Issue projected Massport project information. (i.e. Massport Website)

- f) Provide information and assistance on certification procedures (i.e. Massport Website).
- g) Upon request, provide information on sub-contracting practices and bonding requirements.
- h) When arranging solicitations, endeavor to allow time for preparation of bids and delivery schedules to facilitate the participation of DBEs.

### **Public Participation**

In accordance with 49 CFR part 26, section 26.45, the Massport FFY 2026-2028 DBE Goal and Methodology has been published on the Massport Website:

<https://www.massport.com/massport/business/diversity-inclusion-compliance/dbe-programs>.

In addition, Massport staff conducted a meeting to consult with minority, women's and general contractor groups, community organizations, and other officials or organizations that could be expected to have information concerning the availability of disadvantaged and non-disadvantaged businesses, the effects of discrimination on opportunities for DBEs, and the airport's efforts to establish a level playing field for the participation of DBEs (the "Stakeholder Meeting"). The Stakeholder Meeting was conducted on July 18, 2025. Information regarding the Stakeholder Meeting was posted on Massport's Website and sent to 495 Stakeholders from Massport's database as well as organizations listed in Attachment 3. There were four attendees (excluding those affiliated with Massport).

The following documents related to the Stakeholder Meeting are attached as follows:

Attachment 1 – Flyer/Text of Email

Attachment 2 – Website Posting

Attachment 3 – Organizations invited to the Stakeholder Meeting

Attachment 4 - Attendance Record

## **Attachment 1**



### **Disadvantaged Business Enterprise Stakeholders Meeting Friday, July 18<sup>th</sup>, 2025 2:30 pm – 3:30 pm**

The Massachusetts Port Authority (“Massport”), which owns and operates Boston Logan International Airport, Worcester Regional Airport and Laurence G. Hanscom Field, is required to submit to the Federal Aviation Administration overall goals for participation by Disadvantaged Business Enterprises “DBEs” in federally-assisted projects.

Interested parties are invited to attend a stakeholder meeting to review the proposed goal and methodology and to provide any information that may assist in the development of the final DBE goals for Boston Logan International Airport, Worcester Regional Airport and Laurence G. Hanscom Field.

A stakeholder meeting will be held on Friday, July 18, 2:30 pm – 3:30 pm, Zoom information to follow. Please RSVP to [DEI@massport.com](mailto:DEI@massport.com) and include company name and contact information and a Zoom link will be provided.

**If you are unable to attend the meeting, comments may be submitted in writing to [DEI@massport.com](mailto:DEI@massport.com).**

## Attachment 2

OUR PROPERTIES ▾

ABOUT MASSPORT


BUSINESS

CAREERS

CONTACT ▾

ALERTS

Q



Community ▾ Environment ▾ Diversity ▾ Safety and Security ▾ Media ▾ Our Business ▾ Working Here ▾

DIVERSITY, EQUITY AND INCLUSION/COMPLIANCE

## Business Diversity Programs

Learn more about Massport's programs and certifications.

### Airport Concession Disadvantaged Business Enterprise Program (ACDBE)

- [Airport Concession Disadvantaged Business Enterprise Program - Policy Statement](#)
- [Massport ACDBE Certification Information & Directory](#)
- [Apply for Massport Airport Concession Disadvantaged Business Enterprise \(ACDBE\) Certification](#)
- [Massport ACDBE Goals FFY 2024-26](#)

### Disadvantaged Business Enterprise Program (DBE)

- [Disadvantaged Business Enterprise \(DBE\) Program - Policy Statement](#)
- [MassUCP DBE Certification Information & Directory](#)
- [Massport DBE Goals FFY 2026-28](#)


### Minority, Women and/or Other Diverse Business Enterprise Program




- [M/WBE Certification Information & Directory](#)

### Massport Diverse Vendor Reporting (B2G)

Massport requires business partners to comply with legal and contractual reporting requirements. Massport maintains an online Compliance Management Software system, reducing administrative costs and providing, at no cost, various work-flow automation features that improve the required project compliance reporting processes. For more information click below.

MASSPORT COMPLIANCE SYSTEM





**Attachment 3**  
**Organizations Invited to the Stakeholder Meeting**

**Associated Builders and Contractors**

Michael Bellaman – President/CEO  
100 Unicom Park Drive Woburn, MA 01801  
Phone: 781-273-0123  
mbellaman@abc.org

**Airport Minority Advisory Council**

Attention: Anthony W. Barnes,  
Business Development & Member  
Services Director  
100 M Street, SE, Suite 600  
Arlington, VA 22202  
Office: 703-414-2622  
info@amac-org.com

**Associated General Contractors of  
Massachusetts**

John Ferrante – CEO  
888 Worcester Street, Suite 40, Wellesley,  
MA 02482  
ferrante@agcmass.org  
781-786-8914

**Center for Women & Enterprise**

Gabrielle King Morse, President & CEO  
24 School St. 17th Floor  
Boston, MA 02108  
Phone: 617-536-0700  
Direct: 617-532-0260  
Info.EasternMA@cweonline.org

**Conference of Minority Transportation  
Officials (COMTO) - Boston**

Aboubacar Konte - President  
10 Park Plaza - Room 3910  
Boston, MA 02116  
akkonate504@gmail.com

**Massachusetts Minority Contractors  
Association**

Maxime Charles, President  
1452 Dorchester Avenue  
Dorchester, MA 02124  
617-287-2400  
info@massmca.org  
mcharles@massconstruct.com

**WTS-Women's Transportation Seminar-  
Boston Chapter**

Sarah Bergman, EIT, LEED AP - President  
Ten Park Plaza Boston, MA 02116  
sarah.bergman.wts@gmail.com

**Massachusetts Business Development  
Center**

Paula Murphy – Acting State Director  
Tillson House  
23 Tillson Farm Road  
Amherst, MA 01003  
413-545-6301  
[pmurphy@msbdc.umass.edu](mailto:pmurphy@msbdc.umass.edu)

**U.S. Small Business Administration**

Tyrone R. Williams  
10 Causeway Street, Room 265  
Boston, MA 02222  
Phone:  
[Tyrone.Williams@sba.gov](mailto:Tyrone.Williams@sba.gov)

**National Association for Women in  
Construction**

(Local Boston Address not listed) NAWIC  
Boston  
Andrea Rizzo - Chapter President Boston  
327 South Adams Street  
Fort Worth, Texas 76104-1081  
Phone: (800) 552-3506  
[andrea.rizzo@redgate-re.com](mailto:andrea.rizzo@redgate-re.com)

**Massachusetts Supplier Diversity Office**

The McCormack Building  
One Ashburton Place, Room 1017 Boston,  
MA 02108  
Phone: (617) 502-8831  
[Webmaster.SDO@mass.gov](mailto:Webmaster.SDO@mass.gov)

**Black Economic Council of  
Massachusetts**

Attention: Nicole Obi  
2300 Washinton Street  
Roxbury, MA 02119  
857-308-4623  
Direct: 617-470-1665



nobi@becma.org  
info@becma.org

**Greater N E Minority Supplier Diversity Council**

Peter Hurst, President & CEO  
101 Huntington Avenue  
17th Floor  
Boston, MA 02199  
Phone: 203-288-9744 ext. 110  
phurst@gnemsgdc.org  
AIM Associated Industries of  
Massachusetts  
Karen D. Wallace – Executive Vice  
President, Economic Inclusion  
30 Federal St, 5th Floor, Boston, MA  
02110  
Phone: 617-834-5878  
[kwallace@AIMnet.org](mailto:kwallace@AIMnet.org)

**AIM Associated Industries of  
Massachusetts**

Karen D. Wallace – Executive Vice  
President, Economic Inclusion  
30 Federal St, 5th Floor, Boston, MA  
02110  
Phone: 617-834-5878  
[kwallace@AIMnet.org](mailto:kwallace@AIMnet.org)

#### **Attachment 4**

DBE Goal FFY 2026-2028 Stakeholder Meeting		
Company Name	Contact	Email
Saam Architecture	Diana Ostberg	<a href="mailto:dlo@saam-arch.com">dlo@saam-arch.com</a>
RND Consultants	Brian Craig	<a href="mailto:briancraig@rndconsultants.net">briancraig@rndconsultants.net</a>
Keville Enterprises, Inc.	Marie Breen	<a href="mailto:mbreen@keville.com">mbreen@keville.com</a>
GEI Consultants	Alan Pepin	<a href="mailto:aepin@geiconsultants.com">aepin@geiconsultants.com</a>