

Directional - Pedestrian cont'd.

3.4.2

#	Revision	Date

Soffit Mounted

ST - 330



- Description: Pedestrian 2 directional - 1 level of messaging
- Overall Dimensions: 13'-6"L x 1'-0"H x 6"D
- Pedestrian walkways from garage to terminals and elevator lobbies.
- Non Illuminated
- 4" Cap Ht
- 5" Arrow Size
- 5" Symbol Ht



Identification - Vehicular

3.4.3

#	Revision	Date

Wall Mounted

ST - 351



- Description: Aisle ID Panels
- Overall Dimensions: 36" L x 32" H x 1" D
- Used on column panels on levels 1-6.
- Non Illuminated

• *Note: Use sign types L1 and L2 from the Central Parking Garage and Expansion MPA Project # L219-C3 date March 31, 2004.*

Post Mounted

ST - 352



- Description: Aisle ID Panels
- Overall Dimensions: 36" L x 32" H x 1" D
- Used on column panels on roof level.
- Non Illuminated

• *Note: Use sign type L3 from the Central Parking Garage and Expansion MPA Project # L219-C3 date March 31, 2004.*

3.0 SIGN TYPES - PARKING



Identification - Pedestrian con't.

3.4.4

#	Revision	Date

Soffit Mounted

ST - 360



- Description: Level ID
- Overall Dimensions: 7'-6"L x 1'-0"H x 6"D
- Used overhead and above doorways to denote level identification.
- Internally Illuminated
- 5" Cap Ht
- 7" Symbol size

Soffit Mounted

ST - 361



- Description: Level ID
- Overall Dimensions: 7'-6"L x 1'-0"H x 6"D
- Used overhead and above doorways to denote level identification.
- Non Illuminated
- 5" Cap Ht
- 7" Symbol size

3.0 SIGN TYPES - PARKING




Identification - Pedestrian con't.

3.4.4

#	Revision	Date

Floor Mounted


ST - 365



- Description: Terminal Icon
- Overall Dimensions: 48" L x 54" H x 8" D
- Used in Parking garages on levels G - 6.
- Internally Illuminated
- 34" Terminal ID

Floor Mounted

ST - 366



- Description: Floor Level ID Pylon
- Overall Dimensions: 4'-0"L x 6'-6"H x 8"D
- Used at pedestrian islands from levels G - 6.
- Non Illuminated
- 5" Cap Ht

3.0 SIGN TYPES - PARKING



Identification - Pedestrian con't.

3.4.4

#	Revision	Date

Wall Mounted

ST - 370



- Description: Terminal Icon
- Overall Dimensions: 80" L x 91" H x 6 3/8" D
- Used on facade above roof canopy on level 7
- Internally Illuminated
- 59" Terminal Icon

Wall Mounted

ST - 371



- Description: Lobby floor ID Panels
 - Overall Dimensions: 42" L x 56" H x 1" D
 - Used at Terminal Lobbies (Levels G - 7)
 - Non Illuminated
- *Note: Use sign type H1 from the Central Parking Garage and Expansion MPA Project # L219-C3 date March 31, 2004.*

Wall Mounted

ST - 372



- Description: Lobby floor ID Panels
 - Overall Dimensions: 1'-2" L x 1'-6" W x 3/16" D
 - Used at Stair Cores (Levels G - 7)
 - Non Illuminated
- *Note: Use sign type H2 from the Central Parking Garage and Expansion MPA Project # L219-C3 date March 31, 2004.*

3.0 SIGN TYPES - PARKING




Identification - Pedestrian con't.

3.4.4

#	Revision	Date

Flag Mount

ST - 375



- Description: Elevator ID
- Overall Dimensions: 1'-0"L x 1'-0"H x 7"D
- Used at elevator banks at pedestrian lobbies.
- Non Illuminated
- 10 1/2" Icon



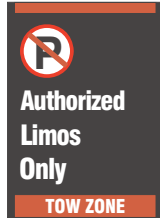
Informational - Vehicular

3.4.5

#	Revision	Date

Post Mounted

ST - 381



- Description: Parking Regulatory
- Overall Dimensions: 1'-6"L x 2'-0"H x 0'-1/2"D
- Used in and around parking garage areas.
- Non Illuminated
- 2 1/2" Primary Cap Ht
- Use colors as specified in the layouts. Colors specified not Terminal specific.

Post Mounted

ST - 382



- Description: Handicap Regulatory
- Overall Dimensions: 1'-6"L x 2'-0"H x 0'-1/2"D
- Used in and around parking garage areas.
- Non Illuminated
- 2 1/2" Primary Cap Ht
- Use colors as specified in the layouts. Colors specified not Terminal specific.

3.0 SIGN TYPES - PARKING



Informational - Vehicular con't.

3.4.5

#	Revision	Date

Ceiling Suspended

ST - 383



- Description: Vehicular Clearance ID
- Overall Dimensions: 1'-0"H x 0'-1/2"D (Length to be determined by number of vehicle lanes.)
- Used overhead to delineate height clearance for vehicular traffic.
- Non Illuminated
- 7" Cap Ht.

Soffit Mounted

ST - 384



- Description: Vehicular Clearance ID
- Overall Dimensions: 1'-0"H x 0'-1/2"D (Length to be determined by number of vehicle lanes.)
- Used overhead to delineate height clearance for vehicular traffic.
- Non Illuminated
- 7" Cap Ht.



Informational - Pedestrian

3.4.6

#	Revision	Date

Post mount

ST - 391



- Description: Pedestrian Regulatory
- Overall Dimensions: 1'-6"L x 2'-0"H x 0'-1/2"D
- Used in and around parking garage areas.
- Non Illuminated
- 1 2/3" Cap Ht
- 7" Symbol Ht

Post Mount

ST - 392



- Description: General Regulatory
- Overall Dimensions: 0'-9"L x 1'-0"H x 0'-1/2"D
- Used in and around parking garage areas.
- Non Illuminated
- 2" Cap Ht
- 4" Symbol Ht

3.0 SIGN TYPES - PARKING



Informational - Pedestrian con't.

3.4.6

#	Revision	Date

Wall Mounted

ST - 393



- Description: Garage Directory Panels
- Overall Dimensions: 42" L x 56" H x 1" D (Pedestrian Directory); 33 3/16" L x 30 7/8" H x 3/16" W (Garage Directory)
- Used in and around parking garage areas.
- Non Illuminated

Wall Mounted

ST - 394

Graphics to be provided by Massport



- Description: Elevator Button Directory
- Overall Dimensions: 9" L x 1'-0" H x 1/8" D
- Used inside elevator cabs above call buttons
- Non Illuminated

3.0 SIGN TYPES - PARKING

